

FERRI®

www.ferri-america.com











TA

TD

Boom mowers

• Agriculture • Green areas • Tractors from 20 to 70 HP

TA 26  20 to 35 HP  8' 10"
TA 32  25 to 40 HP  10' 6"

TD 37  40 to 60 HP  12' 2"
TD 42  50 to 70 HP  13' 10"

TA

TD

- *Totally independent hydraulics*
- **FLOATING** head system
- *Reversible rotor by cable*
- *Mechanical breakaway*
- *PTO shaft*
- *Gearbox and pumps directly connected to PTO for TA26*
- *Stabilizer to the tractor (Option)*

TA 26



TA 32



TD 37



TD 42



Boom mowers

• Agriculture • Green areas • Tractors from 20 to 70 HP



Floating head.




Transport position.




Front guard.



Adjustable rear roller.



Tractor stabilizers (optional).



Totally independent hydraulics.




Articulated "Y" flails for: grass and bushes (TA). Max cut 1'



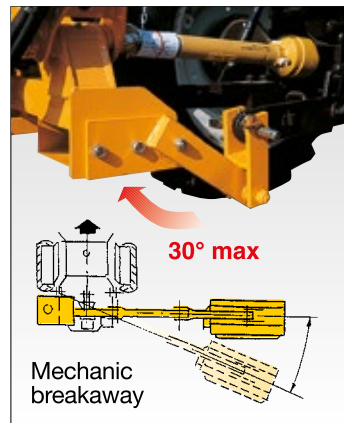
Articulated "Y" flails for: grass and bushes (TD). Max cut 1'



Oil cooler with thermostat (optional TA32).



Oil cooler with thermostat (optional TD).



Mechanic breakaway



Monolever electric controls (Electra version - TD).

FERRI[®]



Boom mowers

• Agriculture • Green areas • Tractors from 20 to 70 HP



Equipment	TA	TD
Floating head	●	●
Cable controls	●	●
Monolever electric controls (only Electra version)	—	●
Mechanical breakaway	●	●
Totally independent hydraulics	●	●
Oil cooler with thermostat	□	□
Direct drive to rotor	●	●
Reversible rotor	●	●
Front and rear guard	●	●
Rear adjustable roller	●	●
Tractor stabilizers	□*	□
"DELTA" top link	□*	□

● Standard □ Optional

*TA 32 only

Technical specifications

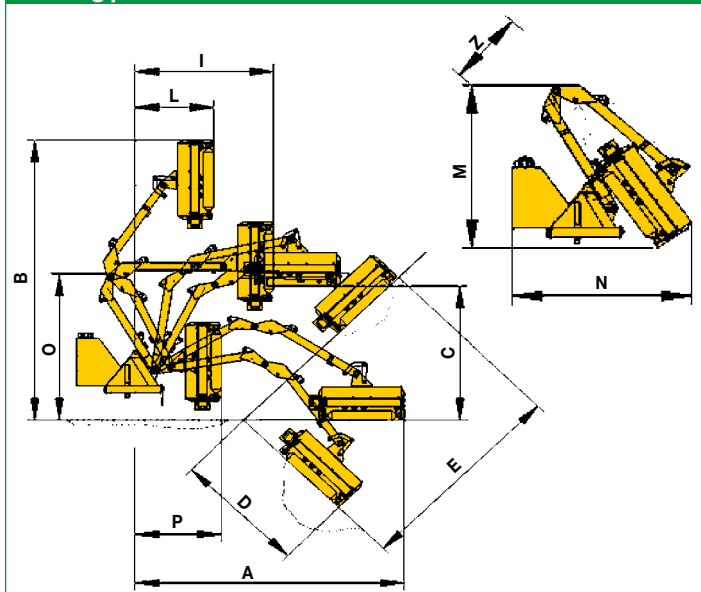
Model		TA26	TA32	TD37	TD42
Weight	lbs	568	725	968	1000
Oil capacity	gal	12,4	15,3	19,5	19,5
Three point linkage	Cat.	0 - I	I	I - II	I - II
Pto speed	RPM	540	540/1000*	540	540/1000*
Flail head		TME 80	TME 80	TIL 100	TIL 100
Power available to rotor	HP	13	18	18	18
Hydraulic engine power	HP max.	20	29	29	29

* TAR32 / TDR42 only 1000 RPM

Technical specifications of flail head

Model		TME 80	TIL 100
Width of cut	in	32"	39"
Rotor speed	RPM	3000	3000
Blade tip speed	ft/sec	177	177
Flail head angle		190°	190°
Articulated "Y" blades	No.	40	40

Working positions



		TA 26	TA 32	TD 37	TD 42
A	ft	8'10"	10'6"	12'2"	13'10"
B	ft	10'2"	12'0"	12'9"	14'10"
C	ft	4'11"	6'11"	6'7"	7'11"
D	ft	4'7"	6'3"	7'7"	9'6"
E	ft	7'3"	9'2"	10'6"	12'4"
I	ft	4'7"	5'3"	5'3"	5'11"
L	ft	2'7"	2'11"	2'11"	2'11"
M	ft	4'7"	5'7"	5'7"	6'7"
N	ft	4'7"	4'7"	4'11"	4'11"
O	ft	5'3"	6'7"	6'7"	7'7"
P	ft	2'11"	2'11"	3'11"	4'3"
Z	ft	2'2"	2'2"	2'4"	2'4"

Tractors (recommended features)	HP Tractor						Min. weight	Min. width
	20	30	40	50	60	70		
TA 26	[Bar from 20 to 30]						1540	3' 3"
TA 32	[Bar from 30 to 40]						1980	3' 11"
TD 37	[Bar from 40 to 60]						3740	4' 11"
TD 42	[Bar from 50 to 70]						4400	5' 7"

Accessories

CS 150
Max cut 1/2".
Width of cut 59".



"Delta" top link.



FERRI srl
Via Govoni, 30 - 44034 Tamara (FE) Italy
Tel. +39 0532 866866 - Fax +39 0532 866851
info@ferrisrl.it - www.ferrisrl.it



North America Sales and Marketing Manager / FERRI
Ronald E. Roglis
Glenarm, Illinois 62536
Cell (314) 422-9460
Fax (217) 483-4123
E-mail: ron.roglis@gmail.com

Parts Stock / FERRI:
J.S. Woodhouse Co., Inc.
1314 Union Street - P.O. Box 1169
West Springfield, Ma. 01090 U.S.A.
tel. 413-736-5462
fax 413-732-3786
info@jswoodhouse.com