


FLEX-WING FINISHING MOWERS - SM 3600 4500 5200



- 1** Sitrex Flex-Wing finishing mower is fitted with a tie-rod system that allows mower's oscillation during working while in transport position this tie-rod system automatically keeps the side mowers in vertical position.
- 2** The adjustable hitch allows height adjustment to fit different types of tractors.
- 3** Transport latching mechanism automatically engages when decks are raised into transport position. By simply pulling the release rope, the decks can be lowered into operating position.



SITREX s.p.a. reserves the right to make changes or add improvements at any time without notice. The information contained herein is general in nature and is not intended for specific application purposes.



OPTIONAL



MULCHING KIT
Available on request on all mower's models. Made of additional conveyor and blades to triturate and spread without leaving grass drifting discharge on the ground.

- **Strong mainframe construction**
- **Independent deck flotation**
- **Blade spindles are greaseable**
- **Carrier wheels are large and heavy duty**
- **Heavy duty splitter gearbox**
- **Self-engaging transport locks**
- **Widths available: 12' 15' and 17'**

SPECIFICATIONS		SM 3600	SM 4500	SM 5200
Overall cutting width	feet	12	15	17
Wing deck cutting width	feet	4	5	6
Center deck cutting width	inches	5	6	7,5
Deck overlap	inches	6	6	12
Overall width	inches	146	182	207
Transport width	inches	100	101	102
Maximum overall length	inches	182	185	196
Transport length	inches	177	180	188
Transport height	inches	90	100	110
Minimum horsepower requirements		30	35	40
Cutting height range	inches	1-5	1-5	1-5
Blade tip speed	FPM	16,000	16,000	16,000
Approximate weight	lbs	2600	2800	3100
Caster wheels		(12) 15x6.00-6		
Transport tires		(2) 26x12.00-12		

Zona Industriale - Viale Grecia, 8
06018 TRESTINA (Perugia) - ITALY
Phone ++39 075 8540021 - Fax ++39 075 8540523
E-mail: sitrex@sitrex.it - http://www.sitrex.com



FLEX-WING FINISHING MOWERS




FLEX-WING FINISHING MOWERS - SM 3600 4500 5200

The new rear discharge FLEX-WING finishing mower series has been designed to provide the quality, precise mowing and smooth cut professional demands. Each model features 3 floating decks with 4 wheels on each deck. Available in a choice of: 12' 15' or 17' cutting widths. This is the ideal mower for golf courses, parks and large areas maintenance. Wing decks flex front to rear and side to side during working for better mowing on uneven terrain. Compare these large-areas mowers in quality, durability and operating performance and you will see that these are the best choice for clean and smooth mowing jobs.



STANDARD FEATURES

- Units hydraulically fold for easy transport and storage
- Spacers provide quick and easy height adjustment on each deck
- Independent floating decks allow precise cutting on uneven terrain
- Standard front rollers
- Decks are rear discharge fitted with chain guards
- Constant velocity driveline with slip clutch



 **sitrex**[®]
AGRICULTURAL MACHINERY