




# MOD. SC




COBRA rotor (opt)



CONDOR rotor (opt)



PTO shaft with slip clutch (std)



Gear side drive (std)



Multi speed gearbox, detail (std)



Twin depth control wheels (opt)

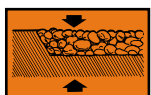


Counter flanges (opt)

	<b>540 rpm</b>		<b>rpm</b>
	16-24		220
	17-23		198

	<b>1000 rpm</b>		<b>rpm</b>
	24-16		181
	23-17		201
	21-19		246
	19-21		300

MODEL	HP	Working width Inches	Total width Inches	Inches	Blades	Lbs
SC 230 (92)	95 - 170	92	98	45	54	1960
SC 250 (102)	100 - 170	102	108	49	60	2092
SC 280 (112)	110 - 170	112	118	55	66	2240
SC 300 (122)	130 - 170	122	128	59	72	2372



Working depth 11 inches

\* Standard - • Optional



**MASCHIO USA**  
 432 2<sup>ND</sup> Street  
 Rock Island  
 IL 61201 USA  
 Ph. +1 309 794-2310  
 Fax +1 309 788-1610



**MASCHIO-GASPARDO CANADA Inc**  
 2275, rue Power  
 Drummondville, Qc  
 J2C 6Z5 CANADA  
 Ph. 819.477.1107  
 Fax 819.477.1108



DEALER:

Technical data and models shown into this catalogue are not binding. We reserve the right to revise the contents of this catalogue, to amend or improve the specifications without notice.



# MASCHIO

## MOD. SC



### ROTARY TILLER 90 - 170 HP

Heavy duty rotary tiller intended for large farms, specialized operations and outside contractors. This is a large rotary tiller designed to work in particularly heavy conditions. Its new mechanical structure and wide choice of accessories allow it to achieve excellent results on any type of ground. It is available in the version with Cobra and Condor type blade rotor.

### Standard Equipments

- Multi speed gearbox 540/1000 r.p.m. P.T.O.
- P.T.O. shaft with slip clutch
- Gear side drive
- Universal three point hitch, cat. II
- Swinging lower hitches
- 6 blades per flange (side blades are mounted inwards)
- Rear P.T.O.

### Optional Equipments

- P.T.O. shaft with cam clutch
- Counter-flanges
- Front and rear twin depth control wheels
- Pair of wheel track eradicators
- RH, LH side disc