

FERRI®



www.ferri-america.com





ME

Mowers

• Grass • Tractors from 20 to 30 HP

ME 125  20 to 25 HP  4'1"

ME 155  25 to 30 HP  5'1"




Mowers

• Grass • Twigs • Tractors from 20 to 30 HP



These mowers are designed for cutting grass, brambles in parks, sport grounds, lawns: they are preferable for their low power requirements and their reduced overall dimensions.

Equipment	MODEL	ME 125	ME 155
Central linkage		●	●
Rear adjustable roller		●	●
Adjustable belt-tension		●	●
Rotor with internal sealing bearings		●	●
Double skin		●	●
Three point linkage Cat. I		●	●
Cast iron gear box		●	●
Belt		●	●
 Articulated "Y" blades max cut 1"		●	●

● Standard □ Optional



Strong points



Adjustable belt tension.



Rear adjustable roller

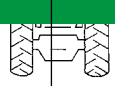


Rotor with internal sealed bearings

Technical specifications

Mod.		ME 125	ME 155
Cutting width	ft	4'1"	5'1"
Weight	lbs	353	397
Rotor with articulated blades "Y"	No	56	72
Tractor required power- Engine H.P.	RPM	540	540
	min-max HP	20-25	25-30

Working positions

		
ME 125	24"	25"
ME 155	29"	31"



FERRI srl
Via Govoni, 30 - 44034 Tamara (FE) Italy
Tel. +39 0532 866866 - Fax +39 0532 866851
info@ferrisrl.it - www.ferrisrl.it



North America Sales and Marketing Manager / FERRI
Ronald E. Roglis
Glenarm, Illinois 62536
Cell (314) 422-9460
Fax (217) 483-4123
E-mail: ron.roglis@gmail.com

Parts Stock / FERRI:
J.S. Woodhouse Co., Inc.
1314 Union Street - P.O. Box 1169
West Springfield, Ma. 01090 U.S.A.
tel. 413-736-5462
fax 413-732-3786
info@jswoodhouse.com